

Coordinate Geometry

Exercise 6A

Question 1:

Draw the perpendiculars from the AF, BG, CH, DI and EJ on the x-axis.

(1) The distance of A from the y-axis = OF = -6 units

The distance of A from the x-axis = AF = 5 units

Hence, the coordinate of A are (-6, 5)

(2) The distance of B from the y-axis = OG = 5 units

The distance of B from the x-axis = BG = 4 units

Hence, the coordinate of B are (5, 4)

(3) The distance of C from the y-axis = OH = -3 units

The distance of C from the x-axis = HC = 2 units

Hence, the coordinate of C are (-3, 2)

(4) The distance of D from the y-axis = OI = 2 units

The distance of D from the x-axis = ID = -2 units

Hence, the coordinate of D are (2, -2)

(5) The distance of E from the y-axis = OJ = -1 unit

The distance of E from the x-axis = JE = -4 units

Hence, the coordinate of E are (-1, -4)

Thus, the coordinates of A, B, C, D and E are respectively, A(-6,5), B(5,4), C(-3,2), D(2,-2) and E(-1,-4)

Question 2:

Let X'OX and Y'OY be the coordinate axes.

Fix the side of the small squares as one units.

(i) Starting from O, take +7 units on the x-axis and then +4 units on the y-axis to obtain the point P(7, 4)

(ii) Starting from O, take -5 units on the x-axis and then +3 units on the y-axis to obtain the point Q(-5, 3)

(iii) Starting from O, take -6 units on the x-axis and then -3 units on the y-axis to obtain the point R(-6, -3)

(iv) Starting from O, take +3 units on the x-axis and then -7 units on the y-axis to obtain the point S(3, -7)

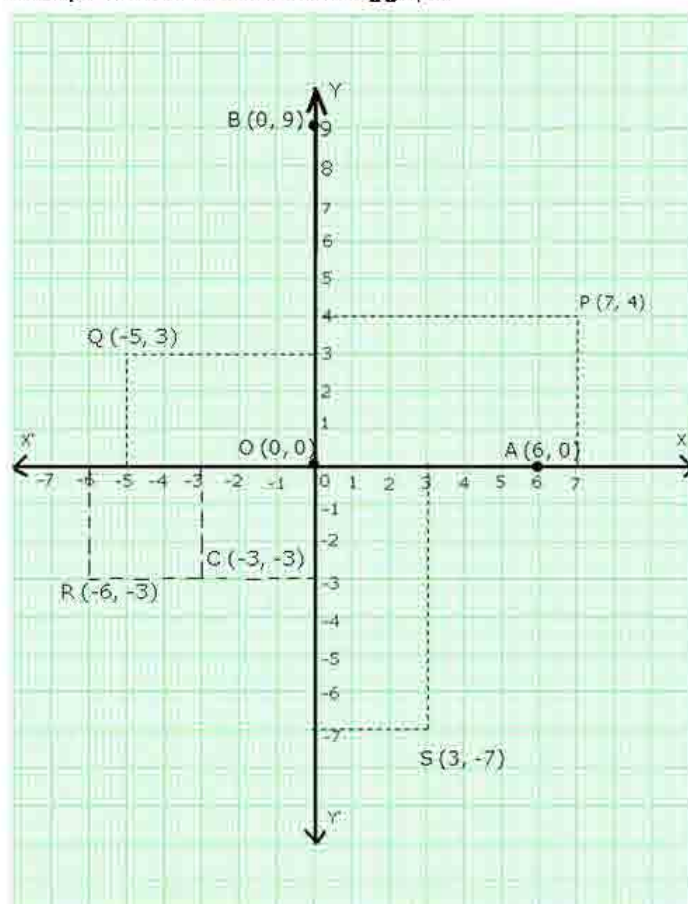
(v) Starting from O, take 6 units on the x-axis to obtain the point A(6, 0)

(vi) Starting from O, take 9 units on the y-axis to obtain the point B(0,9)

(vii) Mark the point O as O(0, 0)

(viii) Starting from O, take -3 units on the x-axis and then -3 units on the y-axis to obtain the point C(-3, -3)

These points are shown in the following graph:



Question 3:

(i) In (7, 0), we have the ordinate = 0.

Therefore, (7, 0) lies on the x-axis

(ii) In (0, -5), we have the abscissa = 0.

Therefore, (0, -5) lies on the y-axis

(iii) In (0, 1), we have the abscissa = 0.

Therefore, (0, 1) lies on the y-axis

(iv) In (-4, 0), we have the ordinate = 0.

Therefore, $(-4,0)$ lies on the x-axis

Question 4:

(i) Points of the type $(-, +)$ lie in the second quadrant. Therefore, the point $(-6,5)$ lies in the II quadrant.

(ii) Points of the type $(-, -)$ lie in the third quadrant. Therefore, the point $(-3,-2)$ lies in the III quadrant.

(iii) Points of the type $(+, -)$ lie in the fourth quadrant. Therefore, the point $(2,-9)$ lies in the IV quadrant.

Question 5:

The given equation is $y = x + 1$

Putting $x = 1$, we get $y = 1 + 1 = 2$

Putting $x = 2$, we get $y = 2 + 1 = 3$

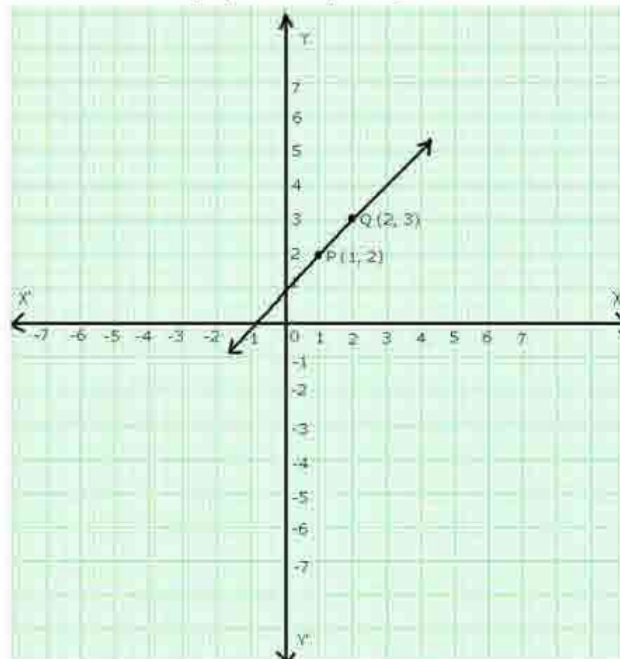
Thus, we have the following table:

x	1	2
y	2	3

On a graph paper, draw the lines $X'OX$ and YOY' as the x-axis and y-axis respectively.

Then, plot points $P(1, 2)$ and $Q(2, 3)$ on the graph paper. Join PQ and extend it to both sides.

Then, line PQ is the graph of the equation $y = x + 1$.



Question 6:

The give equation is $y = 3x + 2$

Putting $x = 1$, we get $y = (3 \cdot 1) + 2 = 5$

Putting $x = 2$, we get $y = (3 \cdot 2) + 2 = 8$

Thus, we have the following table:

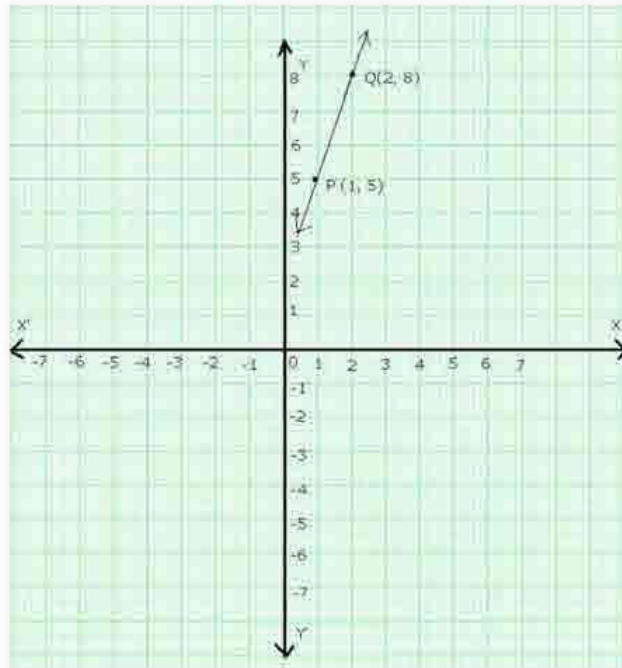
x	1	2
y	5	8

On the graph paper, draw the lines $X'OX$ and YOY' as the x-axis and y-axis respectively.

Now, plot points $P(1,5)$ and $Q(2,8)$ on the graph paper.

Join PQ and extend it to both sides.

Then, line PQ is the graph of the equation $y = 3x + 2$.



Question 7:

The given equation is $y = 5x - 3$

Putting $x = 0$, we get $y = (5 \times 0) - 3 = -3$

Putting $x = 1$, we get $y = (5 \times 1) - 3 = 2$

Thus, we have following table:

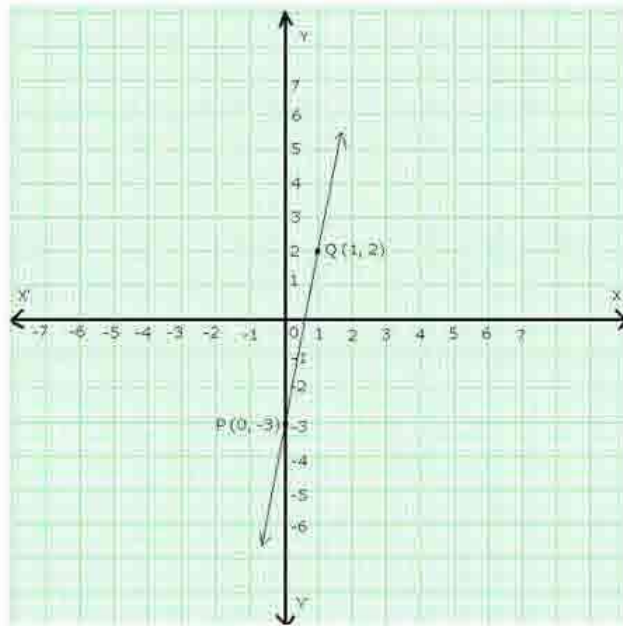
x	0	1
y	-3	2

On a graph paper, draw the lines $X'OX$ and YOY' as the x-axis and y-axis respectively.

Now plot the points $P(0,-3)$ and $Q(1,2)$.

Join PQ and extend it in both the directions.

Then, line PQ is the graph of the equation, $y = 5x - 3$.



Question 8:

The given equation is $y = 3x$

Putting $x = 1$, we get $y = (3 \times 1) = 3$

Putting $x = 2$, we get $y = (3 \times 2) = 6$

Thus, we have the following table:

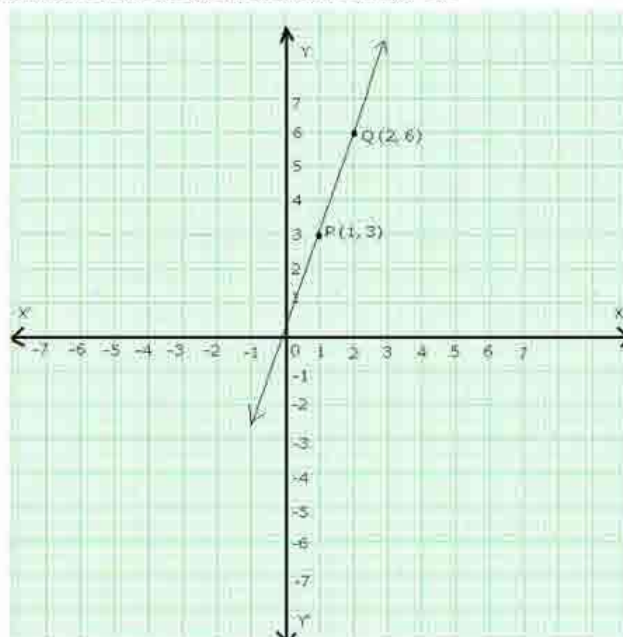
x	1	2
y	3	6

On a graph paper draw the lines $X'OX$ and YOY' as the x-axis and y-axis respectively.

Now, plot points $P(1,3)$ and $Q(2,6)$.

Join PQ and extend it in both the directions.

Then, line PQ is the graph of the equation $y = 3x$.



Question 9:

The given equation is $y = -x$

Putting $x = 1$, we get $y = -1$

Putting $x = 2$, we get $y = -2$

Thus, we have the following table:

x	1	2
y	-1	-2

On a graph paper, draw the lines $X'OX$ and YOY' as the x-axis and y-axis respectively.

Now, plot the points $P(1, -1)$ and $Q(2, -2)$.

Join PQ and extend it in both the directions.

Then, line PQ is the graph of the equation $y = -x$.

