

CHAPTER 22

LEFT-RIGHT

TEXT BASED QUESTIONS

Objective Answer Type Questions

1- Select the best option.

(i) A bus stop is a place where buses

(a) pick up passengers.

(b) drop passengers.

(c) stop for some time.

(d) All of these.

(ii) A is a place where sick persons are looked after.

(a) shop (b) school

(c) hospital (d) park

(iii) The Sun rises in the morning from which direction?

(a) East (b) West

(c) North (d) None of these

(iv) If you are facing the North direction, which direction is to your left?

(a) East (b) South

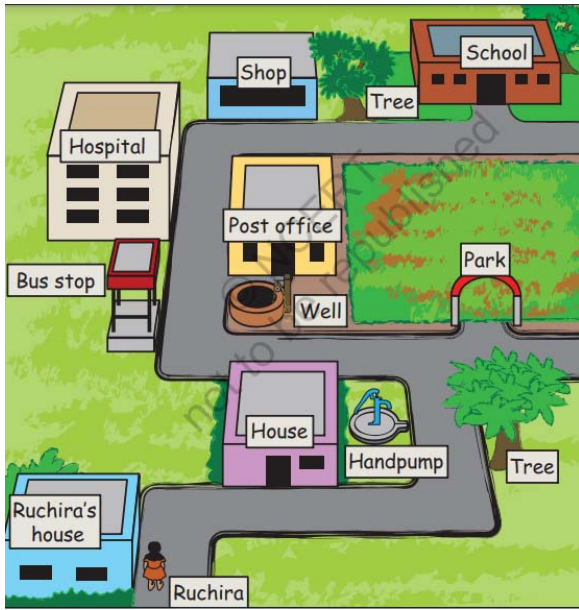
(c) West (d) None of these

(v) On your left hand, the index finger is to the of the thumb when you see the palm.

(a) left (b) Either left or right

(c) right (d) None of these

Question nos. 2 and 3 are based on the following map/diagram shown below. Study the map/diagram carefully and answer the questions.



2- Write 'T' for True and 'F' for False statements.

- (i) Ruchira makes two right turns to go inside her school.
- (ii) Ruchira makes three left turns to go inside her school.
- (iii) Ruchira passes the post on her right on the way.
- (iv) Ruchira passes three trees on her way to school.
- (v) Ruchira does not see any shop on her way to school.

LANGUAGE BASED QUESTIONS

3- Fill in the blanks.

- (i) Ruchira passes a before anything else on her way to school.
- (ii) When returning home from her school, Ruchira will pass the bus stop on her
- (iii) When returning home from her school, Ruchira will pass the park on her
- (iv) Ruchira passes a on her left just before the well on her way to school.
- (v) Ruchira passes the building of a,, and on her way to school.

4- Answer the following questions.

(i) Name the four main directions.






(ii) What is a map?

(iii) Why are symbols used in maps?

(iv) Write the names of the five fingers of the hand.

(v) How do we recognise a hospital building when we see it?

5- Match the symbols shown in Column I with what they mean as given in the map in the textbook, in Column II by drawing arrows.

Column I	Column II
(i) 	(a) Bus stop
(ii) 	(b) Gate of park
(iii) 	(c) Hospital
(iv) 	(d) House
(v) 	(e) Post office

(vi)




(f) Ruchira's home

(vii)



(g) Ruchira's School

(viii)



(h) Shop

(ix)



(i) Tree

(x)



(j) Well

- 6- If you are asked to guide Ruchira to return home from her school, write the directions in which direction she has to turn at which landmark, so that she reaches home without losing her way.

- 7- Fill in the blanks with the help of given words.






north, Atlas, sketch, compass, south

- (i) A is a rough drawing.
- (ii) A helps us to find directions.
- (iii) is a book of maps.
- (iv) All maps have direction at the bottom.
- (v) The needle of compass always points to the direction.

8- Rehan is standing facing the morning sun. Help him to know the direction.

- (i) The direction in front of Rehan is
- (ii) The direction behind him is
- (iii) The direction to his left is
- (iv) The direction to his right is

9- Match the following columns:

Column I	Column II
(i) 	(a) Zebra crossing
(ii) 	(b) No U turn
(iii) 	(c) School ahead
(iv) 	(d) No parking
(v) 	(e) No entry

Think, Find and Write

1- A map of part of a city in a foreign country is shown below. Find out and write the meanings of the words mentioned in the map.



- (i) Parking
- (ii) One way traffic
- (iii) Westbound/Eastbound
- (iv) Exit 2B

2- The map shown in Q 2 above is giving directions to reach some place.

(i) Can you find out the name of the place? (Hint: It is given on the map).

(ii) If you were driving from the top right corner of the map on the road marked 'Westbound', write the directions to be followed to reach the place given in part (i). Mention all the directions of turns.

- 3- Our traffic police gives directions to people driving by using their hands. Three pictures of signals given by a traffic policeman are shown below. Find out and write what each symbol means.



- 4- Observe the picture given below and answer the following questions.









- (i) What is the colour of each light (top, middle and bottom)?

- (ii) What should a car driver do when the top light is lighted?

- (iii) What does it mean if the middle light keeps on blinking, but the other lights are off?

- 5- Which other signs can you see in your neighbourhood?
Draw them and write what they indicate.

Sign	What they indicate







- 6- This is a picture with Ruchira in the centre. In this picture, draw-
- (i) An animal on Ruchira's right.
 - (ii) A tree in front of Ruchira.
 - (iii) A book behind Ruchira.
 - (iv) A chair on Ruchira's left.

